

DEAN FAST

FRAME PASSPORT

type: 7dE
last update: 05/10/2017



**INDEX**

0. UPDATES.....	3
1. GENERAL.....	3
1.1. Description	3
1.2. Part codes.....	3
2. MATERIAL	3
3. WEIGHT	3
3.1. Frame.....	3
3.2. Fork.....	3
4. GEOMETRY.....	4
5. CABLE ROUTING	4
5.1. Compatibility	4
5.2. Electronic cable routing.....	4
5.2.1. Shimano Di2 and campagnole eps.....	4
5.2.2. Sram etap.....	4
5.2.3. BAttery mount positions	5
6. PARTS	5
6.1. Fork.....	5
6.1.1. Material.....	5
6.1.2. Dimensions	5
6.1.3. Forkexpander.....	5
6.1.4. Part codes	6
6.1.5. Part codes	6
6.2. Headset.....	6
6.3. Seat post.....	7
6.3.1. Seat post clamp	8
6.4. Bottom bracket	8
6.5. Brakes.....	8
6.6. Deraillieur	9
6.6.1. Front.....	9
6.6.2. Rear.....	9
7. WHEELS AND TIRES.....	10
7.1. Fork.....	10
7.2. Frame.....	10
7.3. Tires	10
8. WARRANTY INFORMATION.....	10
8.1. Maximum rider weight	10

0. UPDATES

The development of frames, forks and components is a continuous running process. Therefore we strongly advise before reading this information sheet check our website for new updates.

1. GENERAL

1.1. DESCRIPTION

The no compromise clock killer. The Dean FAST was designed with all of Ridley's patented FAST Technologies to maximize aerodynamic efficiency. The top tube is raised to create a horizontal plane across the top of the frame reducing frontal area. From the tip of the integrated carbon bars to the tail of the replaceable drop outs, nothing protrudes to touch the airflow over the frame. When you want the pinnacle of design, technology and performance, the Dean FAST is the weapon of choice.

1.2. PART CODES

All the Dean Fast frames have a particular part code composed by the letters "FRADEFRID...", added by 3 numbers. The three numbers change depending on the design and size of the frame. Due to the big amount of frames we don't list all the numbers but you can contact your local dealer for more information if needed.

2. MATERIAL

Used frame materials:

- 24 ton High Modulus Carbon
- 30 ton High Modulus Carbon

3. WEIGHT

3.1. FRAME

size	weight (*)
XXS	1650 GRAMS
XS	1480 grams
S	1500 grams
M	1530 grams
L	1790 grams

(*) Weight of painted frame, real weight may differ from the weight mentioned above by 10 %.

3.2. FORK

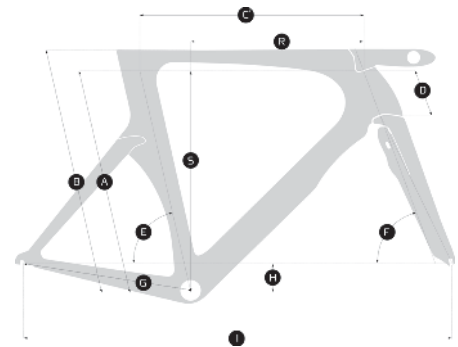
The weight of the 4ZA F-split TT fork is around 510 g (*)

(*) Weight of painted fork, real weight may differ from the weight mentioned above by 10 %.

4. GEOMETRY

SIZE	A	B	C	D	E	F	G	H	I	J*	S	R
XXS	501	547	493	86	77	71	395	70	959	/	488	380
XS	516	563	511	97	77	72.5	395	70	966	771	503	395
S	532	582	530	111	77	73	395	70	982	786	518	410
M	547	597	548	127	77	73	395	70	1001	801	533	425
L	564	615	569	144	77	73	395	70	1024	818	550	442

(*) Stand over height



5. CABLE ROUTING

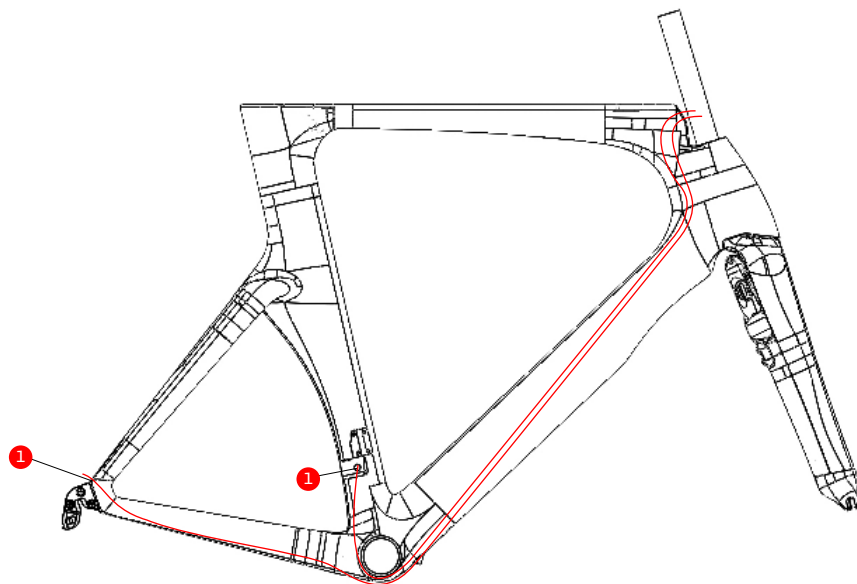
5.1. COMPATIBILITY

The Dean is compatible for with:

Electronical groupsets: Shimano Di2, Campagnolo EPS & SRAM eTAP

5.2. ELECTRONIC CABLE ROUTING

Below you can find the parts needed for an electronic groupset:



5.2.1. SHIMANO DI2 AND CAMPAGNOLE EPS

no.	part	part code	quantity
1	Plug, flat top 8 mm	FRPGROJAG003	2

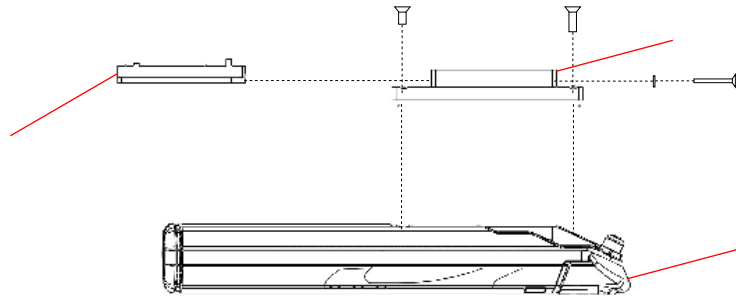
5.2.2. SRAM ETAP

no.	part	part code	quantity
1	Plug, flat top 8 mm - closed	FRPGROJAG002	2

5.2.3. BATTERY MOUNT POSITIONS

The internal Shimano Di2 battery can be mounted in the seatpost.

Campagnolo EPS battery of 2015 and earlier can be mounted in the top tube by sliding and bolting it into the adaptor provided in the toptube. Versions 2016 and later can be mounted in the seatpost.



6. PARTS

6.1. FORK

The standard fork, used for a Dean, is the 4ZA F-split TT fork. Part code: FORIBS4ZA...

6.1.1. MATERIAL

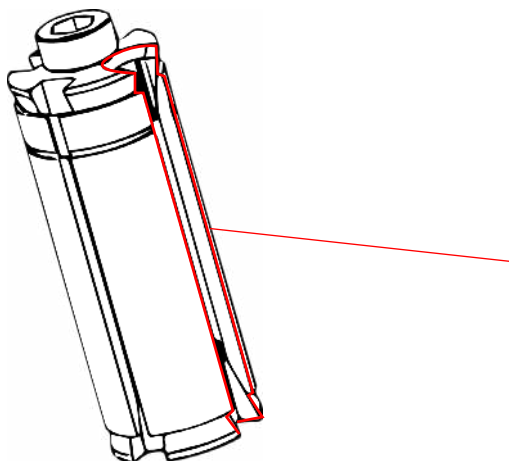
Fork legs: Carbon
Steerer tube: Carbon

6.1.2. DIMENSIONS

Steerer tube length: 300 mm
Headset: 1 1/8" upper ring – 1 1/8" lower ring
Fork rake: 45 mm
OLD (OverLock nut Distance): 100 mm

6.1.3. FORKEXPANDER

The fork expander used in the Dean fast frontfork is developed in order to allow front brake cable routing through the front fork. The part code of the forkexpander is "FPLCRN4ZA004".



6.1.4. PART CODES

For assembly guidelines of the cockpit please check the “cirrus pro fast aero handlebar owners manual”. For front brake cable routing guidelines check the “Dean fast front brake cable routing manual”.

6.1.5. PART CODES

All the 4ZA Dean Fast forks have a particular part code composed by the letters “FORIBSRID...”, added by 3 numbers. The three numbers, depending on the design. Due to the big amount of forks we don’t list all the numbers but you can contact your local dealer for more information if needed.

6.2. HEADSET

45° Oversized angular contact bearing (S.H.I.S.:IS42/28.6|IS42/28.6):

Lower bearing: 1 1/8”

Upper bearing: 1 1/8”

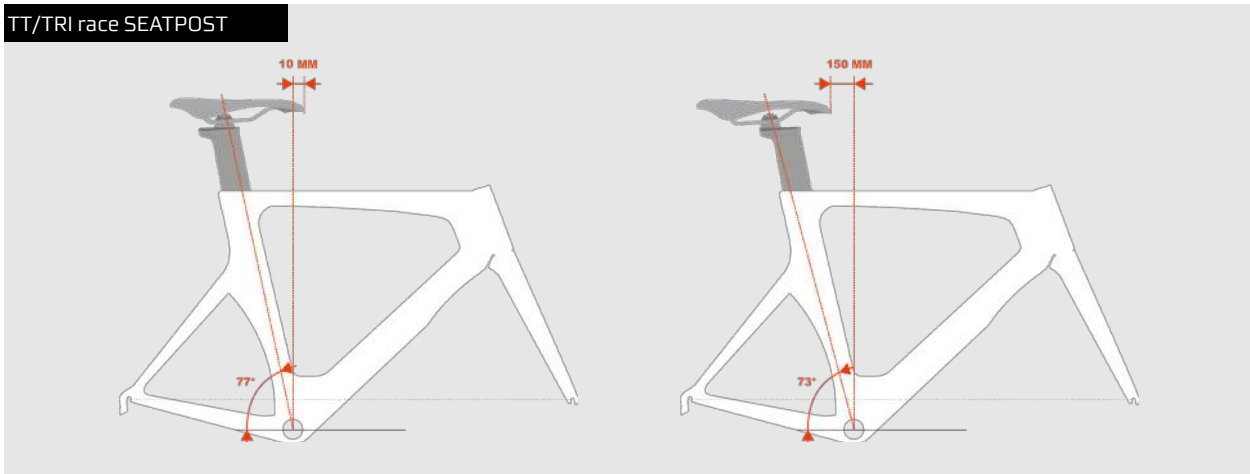
Recommended headset:

ridley part code	type	brand
HSERACF5A012	NO.42/ACB-A-H6091	FSA

6.3. SEAT POST

The Dean Fast is standard assembled with the Ridley aero TT seat post (Part code: SEPAER4ZA...). The sliding mechanism allows you to position the saddle in various positions. The illustration below explains the adjusting mechanism and indicates the utmost mounting positions.

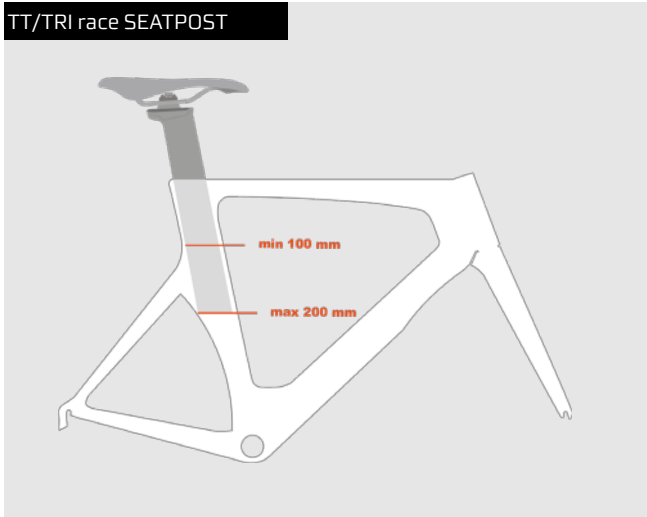
TT/TRI SEATPOST			
Position	seatpost height to bb mm*	seat tube angle °	BB distance mm*
min setback (FRONT)	700	77	10
max setback (rear)	1000	73	-150



* Calculated based on the dimensions of the 4ZA TT saddle (SADTTRZA001)

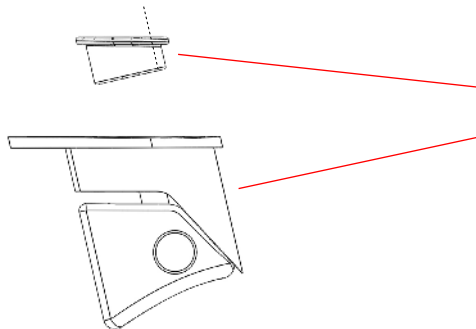
**! PAY ATTENTION THE MINIMUM INSERT DEPTH OF THE SEAT POST IS 100 MM.
! PAY ATTENTION THE MAXIMUM INSERT DEPTH OF THE SEAT POST IS 200 MM, INSERTING THE SEATPOST TOO DEEP INTO THE SEAT TUBE CAN DAMAGE THE SEAT TUBE AT THE WHEEL CUT OUT AREA.**

The Dean fast seatpost measures 420 mm measured from the center of the saddle rails to the bottom of the seatpost. As a result the maximum exposed seatpost length measures 320 mm (measured from the center of the saddle rails to the top end of the seat tube). The minimum exposed seatpost length measures 220 mm Cut the seat tube to size in order to not exceed the maximum insert depth. A Gluing set is added to the seatpost to glue the battery mount in place.



6.3.1 SEAT POST CLAMP

To fix the aero seat post the SPCDEF4ZA001 seat post clamp has to be used. Maximum allowed torque is 10Nm. The FRPGRORID008 plug is used to cover the seatpost clamp bolt.

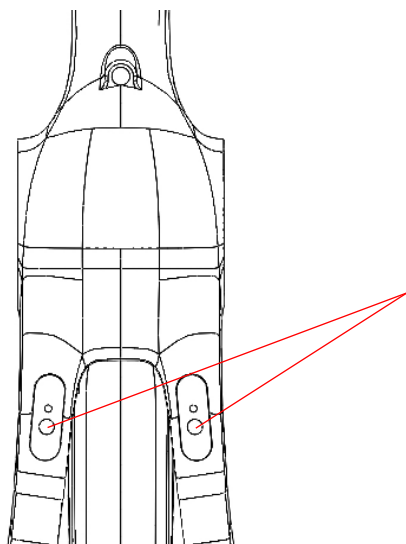


6.4. BOTTOM BRACKET

part code	brand	description	compatible cranksets
BBRPF3SRA001	Sram	Press Fit 30 cups	Sram Press Fit 30 cranksets
BBRPF3SRA003	Sram	Press Fit 30 to BSA 68 adapter	SRAM BSA 68 cranksets shimano bsa 68 cranksets
BBRPF3CAM002	Campagnolo	Ultra Torque™ OS-Fit™ integrated cups BB30 68x46	Campagnolo Ultra Torque cranksets
BBRPF3CAM003	Campagnolo	Power Torque™ OS-Fit™ integrated cups BB30 68x46	Campagnolo Power Torque cranksets
BBRPF3CBE003	C-Bear	C-Bear cups for Campagnolo Ultra torque	Campagnolo Ultra Torque cranksets
BBRPF3CBE004	C-Bear	C-Bear cups for Campagnolo Power torque	Campagnolo Power Torque cranksets

6.5. BRAKES

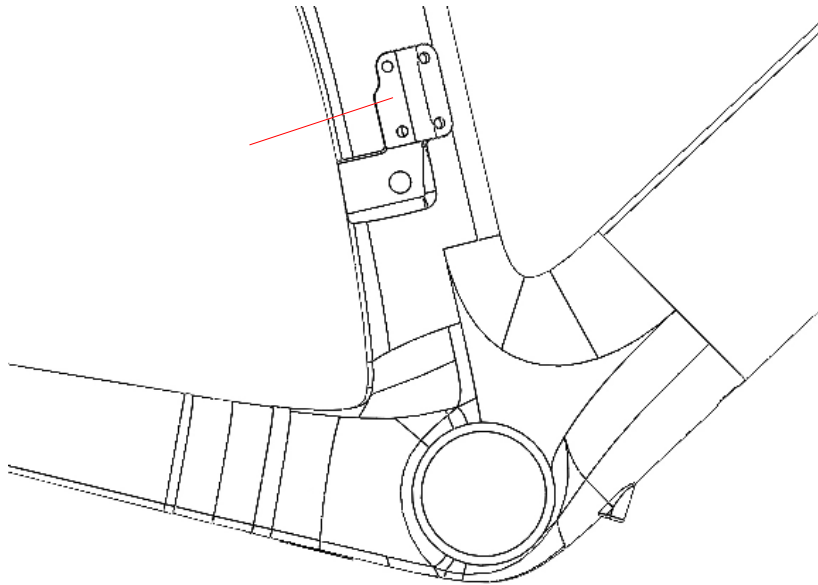
The Dean Fast is suited for most direct mount brakes, available in the market. The image below indicates the bottom bracket direct mount brake mounting positions.



6.6. DERAILLEUR

6.6.1. FRONT

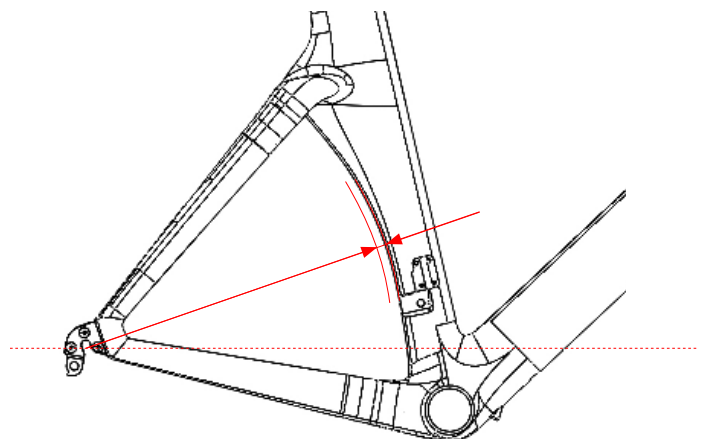
The frame is provided with a braze on clamp (PART CODE: FDCDEF4ZA001)



6.6.2. REAR

The hanger used for the Dean Fast comes in two sizes with both a left and right hanger for each size. All dean hangers have a particular part code composed by the letters "HAATIMRID...", added by 3 numbers. Switching between the dropouts allows to move the rear wheel 5mm relative to the seattube. Each hanger is fixed with three M5 x 10 mm bolts (part code: BLTNOBNOB020).

hanger type	Ridley part code	Chainstay length mm
Short pos. Left	HAATIMrid009	395
Short pos. Right	HAATIMrid010	395
Long pos. left	HAATIMrid011	399
long pos. right	HAATIMrid012	399



7. WHEELS AND TIRES

7.1. FORK

The fork is developed for 700C race wheels with a build in width of 100 mm and a quick release system with a maximum diameter of 9 mm.

7.2. FRAME

The frame is developed for 700C race wheels with a build in width of 130 mm and a quick release system with a maximum diameter of 10 mm.

- Frame - wheel clearance
The frame can accommodate wheels with a maximum rim width of 28 mm.
- Frame - tire clearance
The maximum recommended tire width is 28 mm.

7.3. TIRES

We recommend a maximum tire width of 25 mm with a maximum rim width of 28 mm. Please note that not all tire manufacturers use the same sizing standard so we recommend to do assembly check and confirm clearances.

8. WARRANTY INFORMATION

8.1 MAXIMUM RIDER WEIGHT

The maximum advised rider weight is 110 kg.

#BeTOUGH