



RIDLEY

CHRONUS
FRAME PASSPORT

TYPE: 7DE
LAST UPDATE: 05/10/2017

#BeTOUGH

**INDEX**

0. UPDATES.....	3
1. GENERAL.....	3
1.1. Description	3
1.2. Part codes.....	3
2. MATERIAL	3
3. WEIGHT	3
3.1. Frame.....	3
3.2. Fork.....	3
4. GEOMETRY.....	4
5. CABLE ROUTING	4
5.1. Compatibility.....	4
5.2. Mechanical cable routing.....	4
5.3. Electronic cable routing.....	5
5.3.1. Battery mount positions	5
6. PARTS	5
6.1. Fork.....	5
6.1.1. Material.....	5
6.1.2. Dimensions	5
6.1.3. Part codes.....	6
6.2. Headset.....	6
6.3. Seat post.....	6
6.3.1. Seat post clamp	7
6.4. Bottom bracket	7
6.5. Brakes.....	7
6.6. Derailleur	8
6.6.1. Front.....	8
6.6.2. Rear.....	8
6.7. Drop outs	8
7. WHEELS AND TIRES.....	8
7.1. Fork.....	8
7.2. Frame.....	8
7.3. Tires	8
8. WARRANTY INFORMATION.....	8
8.1. Maximum rider weight	8



0. UPDATES

The development of frames, forks and components is a continuous running process. Therefore we strongly advise before reading this information sheet check our website for new updates.

1. GENERAL

1.1. DESCRIPTION

Speed on a budget. The Chronus was designed to be a versatile wind cheating machine. Using conventional aerodynamic features, the frame cuts through the wind without cutting through your wallet. Developed to be used as either a long distance, sprint or ITU triathlons as well as UCI time trials, the Chronus can be outfitted with standard drop handlebars for a conventional road bike configuration or more TT specific applications with aero extensions and base bar. Regardless of set up you can be assured of speed and performance associated with all Ridley Bicycles.

1.2. PART CODES

All the chronus frames have a particular part code composed by the letters "FRAOEMRID...", added by 3 numbers.

The three numbers change depending on the design and size of the frame. Due to the big amount of frames we don't list all the numbers but you can contact your local dealer for more information if needed.

2. MATERIAL

Used frame materials:

- 30 ton High Modulus Carbon
- 24 ton High Modulus Carbon

3. WEIGHT

3.1. FRAME

SIZE	WEIGHT (*)
XS	1150 GRAMS
S	1170 GRAMS
M	1200 GRAMS
L	1250 GRAMS

(*) Weight of unpainted frame, real weight may differ from the weight mentioned above by 10 %.

3.2. FORK

The weight of the R10 Aero fork is around 440 g (*)

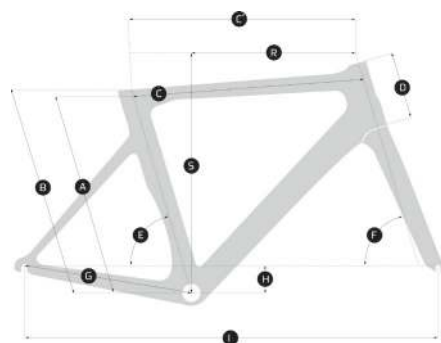
(*) Weight of unpainted fork, real weight may differ from the weight mentioned above by 10 %.



4. GEOMETRY

SIZE	A	B	C	C'	D	E	F	G	H	I	J*	S	R
XS	467	483	517	5525	120	74,0	72,0	405	68	969	756	515	377
S	479	494	534	545	135	73,5	73,0	405	66	977	770	531	388
M	500	515	552	565	160	73,0	73,5	405	66	987	792	557	395
L	522	537	570	585	185	72,5	73,5	408	63	1006	818	541	403

(*) J: Stand over height, measured with 25 mm tires installed.



5. CABLE ROUTING

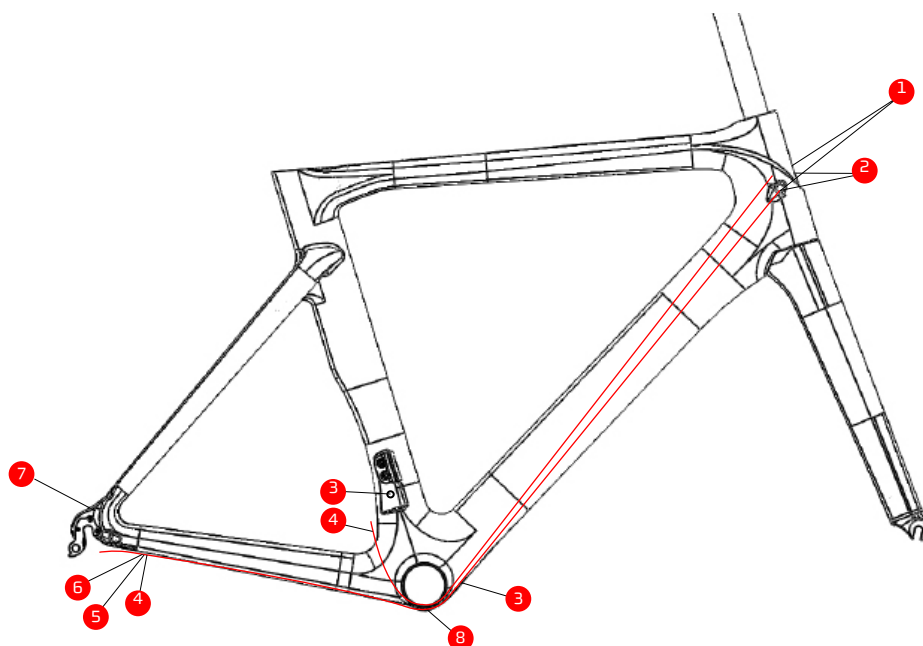
5.1. COMPATIBILITY

The Chronus is compatible for:

- Mechanical groupsets
- Electronical groupsets: Shimano Di2, Campagnolo EPS & SRAM eTap

5.2. MECHANICAL CABLE ROUTING

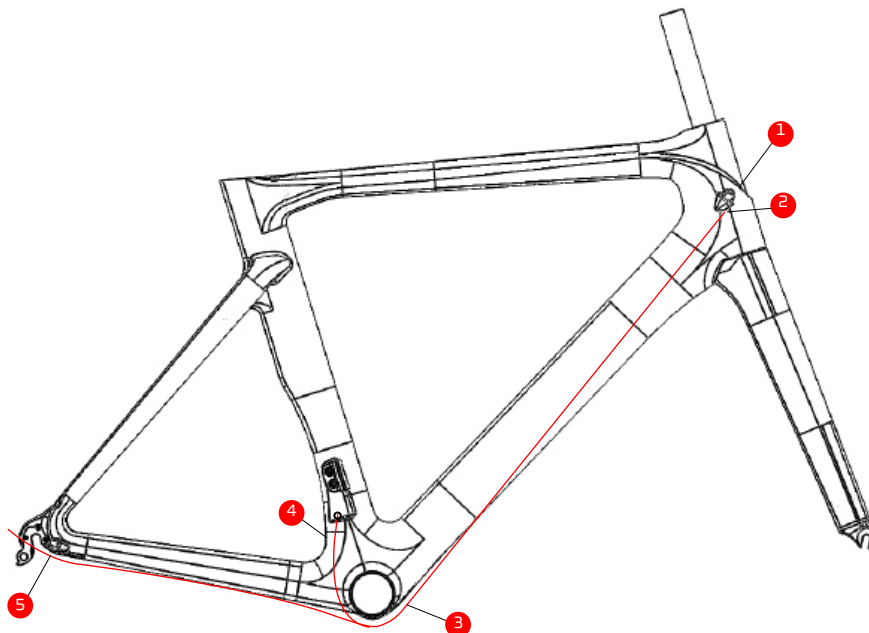
Below you can find the parts needed for a mechanical groupset:



NO.	PART	PART CODE	QUANTITY
1	END CAP, SHIFTER CABLE	CABSTIJAG037	2
2	CABLE STOPPER	FRPSTORID006	2
3	CLOSED GROMMET 8 MM	FRPGROJAG002	2
4	RAIN AND DIRT CABLE PROTECTOR	CABSTIJAG038	2
5	CABLE STOPPER	FRPCSTRID003	1
6	END CAP WITH LINER	CABSTIJAG035	1
7	OPEN GROMMET 7.6 MM	FRPGRORID007	1
8	CABLE GUIDE	CBGR CERID013	1

5.3. ELECTRONIC CABLE ROUTING

Below you can find a drawing of the parts needed for an electrical groupset:



NO.	PART	PART CODE	QUANTITY
1	CLOSED CURVED GROMMET	FRPGRORID003	1
2	OPEN CURVED GROMMET	FRPGRORID004	1
3	CLOSED GROMMET 8 MM	FRPGROJAG002	1
4	OPEN GROMMET 8 MM	FRPGROJAG003	1
5	OPEN GROMMET 7.6MM	FRPGRORID007	1
6	SEATPOST DI2 ADAPTER	SPTDI24ZA001	1

5.3.1. BATTERY MOUNT POSITIONS

- The internal Shimano Di2 battery can be mounted in the seat post using the seatpost Di2 adapter.
- Campagnolo EPS battery of 2015 and earlier can be mounted in the seat tube behind the bottle cage bolts.
Versions 2016 and later can be mounted in the seatpost.

6. PARTS

6.1. FORK

The standard fork, used for a Chronus, is the R10 Aero fork.

6.1.1. MATERIAL

- Fork legs: Carbon
- Steerer tube: Carbon

6.1.2. DIMENSIONS

- Steerer tube length: 300 mm
- Headset: 1 1/8" upper ring – 1 1/2" lower ring
- Fork rake: 45 mm
- OLD (OverLock nut Distance): 100 mm



6.1.3. PART CODES

All the R10 Aero forks have a particular part code composed by the letters "FOROEMRID...", added by 3 numbers.

The three numbers, depending on the design. Due to the big amount of forks we don't list all the numbers but you can contact your local dealer for more information if needed.

6.2. HEADSET

45° Oversized angular contact bearing (S.H.I.S.: IS42/28,6|IS52/40):

- Lower bearing: 1 1/2"
- Upper bearing: 1 1/8"

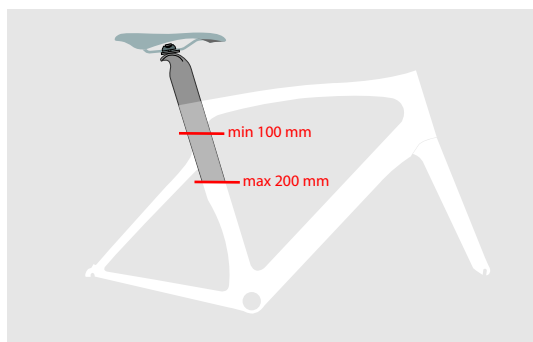
Recommended headsets:

RIDLEY PART CODE	TYPE	BRAND
HSERACFSA008	NO.42/ACB-A-H6091	FSA
HSERACFSA009	NO.42/CFST/ACB-A-H6091	FSA

6.3. SEAT POST

The Chronus is standard assembled with the Ridley aero TT seat post (Part code: SEPAER4ZA...)

**! PAY ATTENTION THE MINIMUM INSERT DEPTH OF THE SEAT POST IS 100 MM.
! PAY ATTENTION THE MAXIMUM INSERT DEPTH OF THE SEAT POST IS 200 MM, INSERTING THE SEATPOST TOO DEEP INTO THE SEAT TUBE CAN DAMAGE THE SEAT TUBE AT THE WHEEL CUT OUT AREA.**





6.3.1. SEAT POST CLAMP

To fix the aero seat post the SPCNSLRID001 seat post clamp has to be used.

! SAFETY WARNING !

APPLY THE INCLUDED 'ASSEMBLY COMPOUND CARBON' AROUND INSERTED SEATPOST AREA (see instructions)



ASSEMBLY TORQUE: min. 12Nm /max. 14Nm!!!

REMOVE AFTER READING

6.4. BOTTOM BRACKET

The bottom bracket is designed for press fit 30 cups with a diameter of 46 mm and width of 68 mm. Below bottom bracket cups are being used for the standard assembled bikes.

PART CODE	BRAND	DESCRIPTION	COMPATIBLE CRANKSETS
BBRPF3SRA001	SRAM	PRESS FIT 30 CUPS	SRAM PRESS FIT 30 CRANKSETS
BBRPF3SRA003	SRAM	PRESS FIT 30 TO BSA 68 ADAPTER	SRAM BSA 68 CRANKSETS SHIMANO BSA 68 CRANKSETS
BBRPF3CAM002	CAMPAGNOLO	ULTRA TORQUE™ OS-FIT™ INTEGRATED CUPS BB30 68X46	CAMPAGNOLO ULTRA TORQUE CRANKSETS
BBRPF3CAM003	CAMPAGNOLO	POWER TORQUE™ OS-FIT™ INTEGRATED CUPS BB30 68X46	CAMPAGNOLO POWER TORQUE CRANKSETS

6.5. BRAKES

The Chronus is suited for most standard brakes, available in the market.

! PAY ATTENTION THE USED BRAKE BOLT NUT IS NOT LONGER THAN 12 MM



6.6. DERAILLEUR

6.6.1. FRONT

The frame is provided with a bolt on clamp.

6.6.2. REAR

The hanger, used for the Noah SL is the HANRCERID032.



6.7. DROP OUTS

The carbon drop outs have stainless steel inserts for extra protection.

7. WHEELS AND TIRES

7.1. FORK

The fork is developed for 700C race wheels with a build in width of 130 mm and a quick release with a maximum diameter of 9 mm.

7.2. FRAME

The frame is developed for 700C race wheels with a build in width of 130 mm and a quick release with a maximum diameter of 10 mm.

7.3. TIRES

We recommend a maximum tire width of 25 mm with a maximum rim width of 28 mm. Please note that not all tire manufacturers use the same sizing standard so we recommend to do assembly check and confirm clearances.

8. WARRANTY INFORMATION

8.1 MAXIMUM RIDER WEIGHT

The maximum advised rider weight is 95 kg.

#BeTOUGH